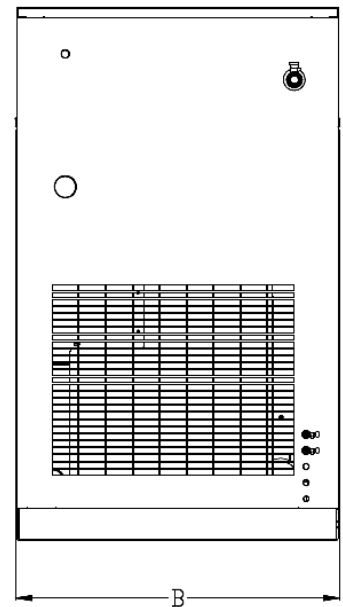
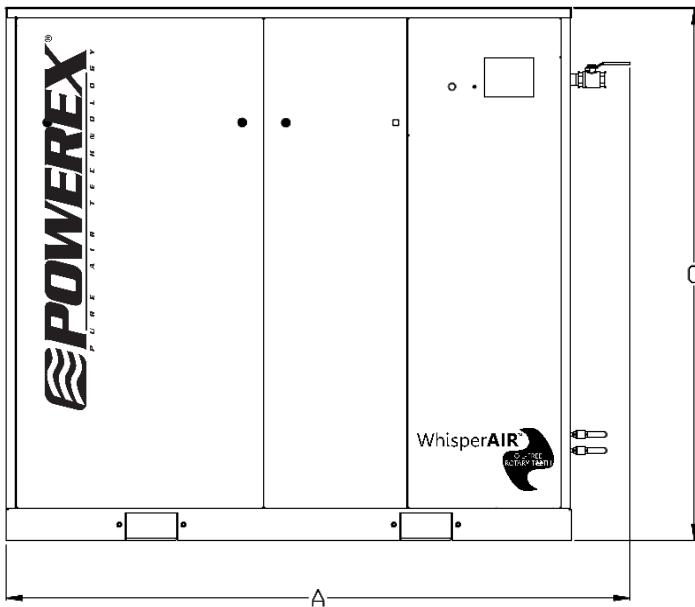
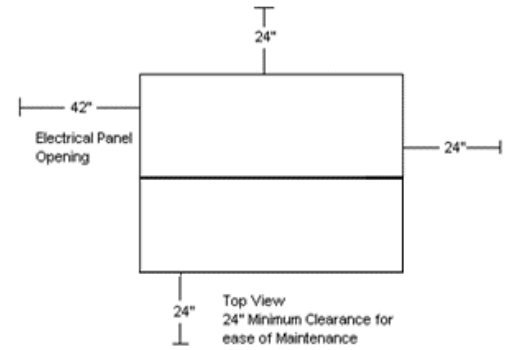


Dimensions				
Model	Dim. A	Dim. B	Dim. C	Outlet
PCC50074K2	77"	40"	65"	1 ½"
PCC50073K2	77"	40"	65"	1 ½"
PCC50072K2	77"	40"	65"	1 ½"



Rotary Tooth Compressor									
Model	HP	Maximum Pressure (PSIG)	SCFM @ 100 PSIG	BTU/Hr	dB(A) Level	System F.L.A.			System Weight (lbs)
						208V	230V	460V	
PCC50074K2	50	109	204	127,221	68	-	-	64.0	2,944
PCC50073K2	50	109	204	127,221	68	-	128.0	-	2,944
PCC50072K2	50	109	204	127,221	68	147.2	-	-	2,944